

90768



907680



NEW ZEALAND QUALIFICATIONS AUTHORITY
MANA TOHU MĀTAURANGA O AOTEAROA



For Supervisor's use only

Level 2 Science, 2008

90768 Use physics concepts and principles to describe the behaviour of light

Credits: Four

9.30 am Thursday 20 November 2008

Check that the National Student Number (NSN) on your admission slip is the same as the number at the top of this page.

You should answer ALL the questions in this booklet.

If you need more space for any answer, use the page(s) provided at the back of this booklet and clearly number the question.

Check that this booklet has pages 2–8 in the correct order and that none of these pages is blank.

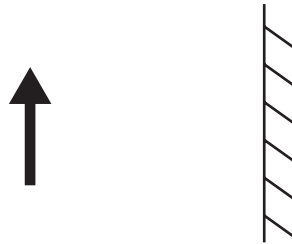
YOU MUST HAND THIS BOOKLET TO THE SUPERVISOR AT THE END OF THE EXAMINATION.

For Assessor's use only		Achievement Criteria	
Achievement		Achievement with Merit	Achievement with Excellence
Use physics concepts and principles to describe the behaviour of light.	<input type="checkbox"/>	Use physics concepts and principles to explain the behaviour of light.	<input type="checkbox"/>
Overall Level of Performance		<input type="checkbox"/>	

You are advised to spend 40 minutes answering the questions in this booklet.

QUESTION ONE: PLANE MIRROR

- (a) Draw rays to complete the ray diagram below. Use the rays you have drawn to show the image of the arrow.

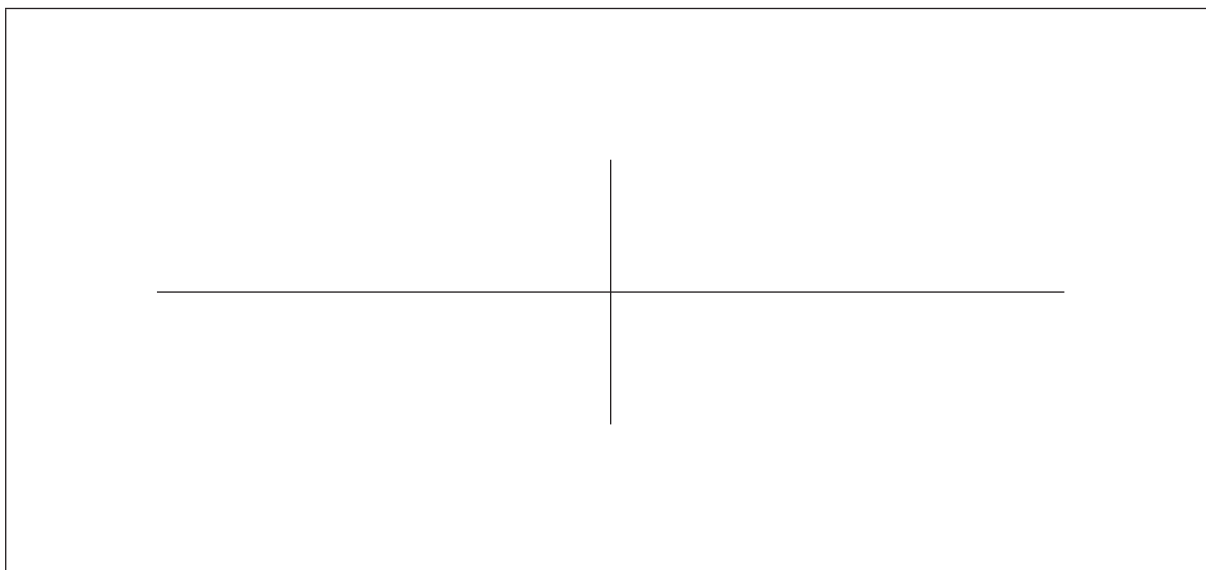


- (b) Use the properties of a plane mirror image to discuss why a plane mirror is not suitable to use in a camera to reflect the image onto the film.

QUESTION TWO: CURVED MIRRORSAssessor's
use only

- (a) An object 10 cm high is placed 20 cm from a concave mirror of focal length 40 cm.

Use a **scale** diagram to find the **size**, **position** and **nature** of the image.



Size: _____

Position: _____

Nature: _____

A concave mirror can be used to shave or apply make-up.

In order to get the full benefit from the mirror, the person needs to position their face inside the focal length of the mirror.

*For copyright reasons,
this resource cannot be
reproduced here.*


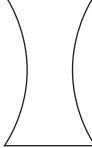
http://farm1.static.flickr.com/70/435720802_b819454735.jpg?v=0

- (b) Describe why it would be beneficial to use a concave mirror for shaving or applying make-up.

- (c) Use **relevant ray diagrams** to justify why the person's face needs to be inside the focal length of the mirror.

Assessor's
use only

QUESTION THREE : LENSESAssessor's
use only

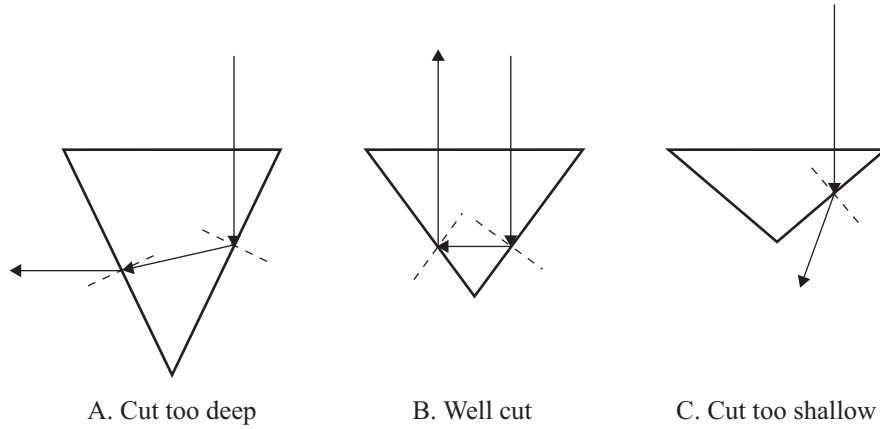
Lenses are commonly bi-convex  or bi-concave 

These lenses can form real and/or virtual images.

Compare and contrast the **types of images** formed by each of these lenses. Include ray diagrams for each type of lens and show F and 2F in your diagrams.

QUESTION FOUR: GEMSTONES

The brilliance of gemstones relies on light bouncing around inside the gem. Three different gemstones are cut with differing angles as shown below.



When light enters a transparent medium, factors affecting the path of the light ray include:

- speed, v
- wavelength, λ
- refractive index of material
- critical angle
- total internal reflection.

(a) Gemstone B is considered to be well cut, compared to gemstones A and C.

Compare and contrast the path of the light rays through the three gemstones, A, B, and C to show why gemstone B is considered to be well cut.

- (b) Blue light has a frequency, f , of 6.4×10^{14} Hz, and it has a wavelength, λ , of 4.7×10^{-7} m in air.

Use $v = f\lambda$ to find the velocity, v , of light in air, and then use your answer to find the wavelength of red light of frequency 4.4×10^{14} Hz.

**Extra paper for continuation of answers if required.
Clearly number the question.**

Assessor's
use only

Question
number

90768